

# QuickVent™

## NAIL GUN-ABLE RIDGE VENT

### PRODUCT DATA



#### USES

TAMKO® QuickVent™ is a nail gun-able continuous ridge vent designed to properly ventilate attic space when used in conjunction with soffit vents.

For application to roof decks with slopes of not less than 3 inches per foot.  
For slopes above 12 inches per foot, call for technical support at 1-800-641-4691.

#### ADVANTAGES

- 13.5 square inches (0.01 sq. meters) of net free area per linear foot
- Comes with up to a 40-year limited warranty from TAMKO
- Installs with pneumatic roofing nail gun for quick and easy installation
- See-through material for easier centering over the ridge
- Innovative design provides effective shingle-over ventilation
- Classic style ridge vent made from nylon matrix technology
- 1-3/4" coil nails provided for ease of installation
- Lightweight, easy-to-cut material eases installation and helps reduce labor
- Compression-resistant design creates a stiffer nailing area
- Requires no baffles, metal connectors, end caps or special filters, simplifying the installation process
- Unique geotextile design to prevent rain, snow and insect infiltration

#### REQUIREMENTS

- Must be used with an equal or greater amount of soffit ventilation
- Minimum 3/12 roof pitch (up to 18/12)
- Use with standard 12-inch wide cap shingles

#### PRODUCT DATA\*

Width	10-1/2" (.27 meters)	10-1/2" (.27 meters)
Length	20' (6.10 meters)	50' (15.24 meters)
Weight	4.7 lbs	7.5 lbs
Thickness	0.6" minimum (1.52 cm)	0.6" minimum (1.52 cm)
Uses	Shingles	Shingles

Net Free Area of Ventilation: 13.5 sq inch per lineal foot

10-1/2" x 20' 36 rolls per skid = 720 feet per skid

10-1/2" x 50' 16 rolls per skid = 800 feet per skid

\*All values stated as nominal



**TAMKO**  
BUILDING PRODUCTS

TAMKO logo, Roofer logo and TAMKO® are registered trademarks and QuickVent is a trademark of TAMKO® Building Products, Inc.

For information regarding a copy of TAMKO's limited warranty, contact your local TAMKO representative, visit us online at tamko.com, or call us at 800-641-4691.

10/2013

Central District	220 West 4th St., Joplin, MO	64801	800-641-4691
Northeast District	4500 Tamko Dr., Frederick, MD	21701	800-368-2055
Southeast District	2300 35th St., Tuscaloosa, AL	35401	800-228-2656
Southwest District	7910 S. Central Exp., Dallas, TX	75216	800-443-1834
Western District	5300 East 43rd Ave., Denver, CO	80216	800-530-8868

Information included in this product data sheet was current at time of printing. To obtain a copy of the most current version of this product data sheet, visit us online at tamko.com or call us at 800-641-4691.



# Application Instructions for QuickVent™ NAIL GUN-ABLE RIDGE VENT

U.S. Patent Pending



**NOTICE: THIS PRODUCT MUST BE APPLIED IN CONFORMANCE WITH THE MANUFACTURER'S INSTRUCTIONS. TAMKO BUILDING PRODUCTS, INC. ASSUMES NO RESPONSIBILITY FOR LEAKS OR OTHER ROOFING DEFECTS RESULTING FROM FAILURE TO FOLLOW THE MANUFACTURER'S INSTRUCTIONS. FAILURE TO FOLLOW THESE INSTRUCTIONS WILL ADVERSELY AFFECT COVERAGE UNDER THE LIMITED WARRANTY. SEE THE LIMITED WARRANTY FOR DETAILS.**

This product carries up to a 40-year Limited Warranty. To obtain a additional copy of TAMKO's Limited Warranty, visit us online at [tamko.com](http://tamko.com) or call us at 800-641-4691. The obligations contained in the Limited Warranty are expressed in lieu of all other obligations, guarantees, warranties, expressed or implied, including any implied warranties of merchantability or fitness for a particular purpose, and other obligations of liability on the part of TAMKO.

IN COLD WEATHER (BELOW 40°F), CARE MUST BE TAKEN TO AVOID DAMAGE TO THE EDGES AND CORNERS OF THE SHINGLES.




## WARNING


APPROPRIATE FALL PROTECTION METHODS SHOULD BE USED WHENEVER WORKING ON ROOFS. USE CAUTION: WRAPPER MAY BE SLIPPERY.




## INSTALLATION



1. Snap chalk line and cut a slot 2" wide total along ridge (or 1" on each side of ridge beam). Allow for a closed area of sheathing 18" at both ends of ridge.



2. No end cap is necessary if ridge cap shingles are lapped over end of product and down onto ridge. In this case, run vent to 12" from gable ends. Center vent over slot at one end with flat side facing up. Fasten with two nails; minimum nail size of 1 3/4". If using nail gun, recommended compressor pressure is between 90 and 100 psi. Roll out length of ridge, pull out slack, and fasten with two nails at opposite ends.



3. Center ridge cap shingles over vent and install with minimum 1 3/4" nails. Assure nails penetrate into sheathing 3/4" or completely through sheathing. Cap shingles can be laid down over end of vent onto ridge out to gable ends.

**THESE ARE THE MANUFACTURER'S APPLICATION INSTRUCTIONS FOR THE ROOFING CONDITIONS DESCRIBED. TAMKO BUILDING PRODUCTS, INC. ASSUMES NO RESPONSIBILITY FOR LEAKS OR OTHER ROOFING DEFECTS RESULTING FROM FAILURE TO FOLLOW THE MANUFACTURER'S INSTRUCTIONS. FAILURE TO FOLLOW THESE INSTRUCTIONS WILL ADVERSELY AFFECT COVERAGE UNDER THE LIMITED WARRANTY. SEE THE LIMITED WARRANTY FOR DETAILS. IF YOU HAVE ANY QUESTIONS REGARDING THESE APPLICATION INSTRUCTIONS, PLEASE CONTACT TAMKO'S TECHNICAL SERVICES DEPARTMENT AT 800-641-4691.**

©2013 TAMKO Building Products, Inc. QuickVent™ is a trademark and TAMKO® is a registered trademark of TAMKO Building Products, Inc. Information included in these application instructions was current at time of printing. To obtain a copy of the most current version of these application instructions, visit us online at [tamko.com](http://tamko.com) or call us at 800-641-4691.

Visit Our Web Site at [tamko.com](http://tamko.com)

Central District	220 West 4th St., Joplin, MO 64801	800-641-4691
Northeast District	4500 Tamko Dr., Frederick, MD 21701	800-368-2055
Southeast District	2300 35th St., Tuscaloosa, AL 35401	800-228-2656
Southwest District	7910 S. Central Exp., Dallas, TX 75216	800-443-1834
Western District	5300 East 43rd Ave., Denver, CO 80216	800-530-8868